



MySamCERA Member Portal: View & Print Your 1099-R

You can view and print your 1099-R tax forms anytime on MySamCERA. 1099-R tax forms for the prior year are mailed to you every year, usually at the end of January. In February, the form for the previous year typically becomes available on your MySamCERA account. Follow the steps below to access your 1099-R tax forms.

1. Log in to MySamCERA (www.mysamcera.gov) on a computer or laptop
2. On the left navigation menu, click on Your Plan
3. Next, select 1099R Tax Information
4. On the next screen, select a 1099R form from the list, and it should open in a new window. If it doesn't open or download, check to make sure you have pop-ups enabled on your browser.















Member Portal

View Tax Documents

If you have any 1099R Forms from SamCERA, they will appear here.

Title	Type	Date Uploaded	Download
1099R	PDF	01/03/23	
1099R	PDF	01/03/22	
1099R	PDF	01/22/21	
1099R	PDF	01/14/20	
1099R	PDF	01/14/19	
1099R	PDF	01/25/18	
1099R	PDF	04/20/17	
1099R	PDF	04/20/17	
1099R	PDF	04/20/17	
1099R	PDF	04/20/17	

[Load More](#)

Dashboard

Your Plan X

Your Account Profile

1099R Tax Information

Payment History

Pension Verification

Beneficiaries

Forms

Upload/Review Documents

Help +

Logout

Need help or have questions?
Email samcera@samcera.org or call 800-339-0761 for assistance.